


# **2015/2016 FINANCIAL INFORMATION ACT REPORT**

(Published in accordance with the Public Bodies Information Act of British Columbia,  
1987, Chapter 8, and the Financial Information Act.)



## 2015/2016 FINANCIAL INFORMATION ACT REPORT STATEMENT OF FINANCIAL INFORMATION APPROVAL


The undersigned represents the Board of Governors of Camosun College and approves all the statements and schedules included in this Statement of Financial Information, produced under the Financial Information Act

---

Chair, Board of Governors


September 19, 2016

Prepared pursuant to the Financial Information Regulation, Schedule 1, section 9



# 2015/2016 FINANCIAL INFORMATION ACT REPORT SCHEDULE OF GUARANTEE AND INDEMNITY AGREEMENTS

*Guarantees and Indemnities Regulation*



## 2015/2016 FINANCIAL INFORMATION ACT REPORT SCHEDULE OF DEBT

The College reports no long term debt secured by debt instruments such as debentures, mortgages and bonds for the 2015/2016 fiscal year (B.C. Reg. 371/93)

---

Chair, Board of Governors


---

Chief Financial Officer

## 2015/2016 FINANCIAL INFORMATION ACT MANAGEMENT REPORT


The Financial Statements contained in this Statement of Financial Information under the Financial Information Act, have been prepared by management in accordance with section 23.1 of the Budget Transparency and Accountability Act of the Province of British Columbia, in particular, the financial statements are presented in accordance therewith

Management is also responsible for implementing and maintaining a system of internal controls to provide



**STATEMENT OF REMUNERATION AND  
EXPENSES  
FOR THE BOARD OF GOVERNORS  
FOR THE YEAR ENDED MARCH 31, 2016**





**STATEMENT OF EMPLOYEES'  
REMUNERATION AND EXPENSES FOR  
THE YEAR ENDED MARCH 31, 2016**





















|   |                   |                  |
|---|-------------------|------------------|
| Total over \$75,000                               | <u>36,310,936</u> | <u>1,389,748</u> |
| Total for employees earning<br>less than \$75,000 | 35,976,580        | 1,211,034        |
| Total All Employees                               | <u>72,287,516</u> | <u>2,600,782</u> |


Severance Information:

**Number of agreements**

**Number of equivalent month's gross salary**

*Prepared under the Financial Information Regulation, Schedule 1, section 6(7)*

**Reconciliation**



**PAYMENTS TO CORPORATIONS, FIRMS  
AND INDIVIDUALS FOR SUPPLIES OR  
SERVICES RENDERED DURING  
THE YEAR ENDED MARCH 31, 2016**

*Prepared under the Financial Information Regulation, Schedule 1, section 7 and the  
Financial Information Act, Section 2.*

**Vendor**

**Amount**









Total over \$25,000

---

51,991,885

Total less than \$25,000

7,128,825

Grand total

---

---

59,120,710

**Reconciliation**

**Explanation of variance:**

*Financial Information Regulation*